












ACCESS AUTHORISATIONS FOR SKI LIFTS

· SPECIFIC PRACTICES and SPECIAL ENGINES ·






















































Provided that the user's equipment and behaviour are clearly not such as to hinder operations or compromise safety.

| PEDESTRIAN | HANDISKI EQUIPMENT | DOG | SLEDGE | YOONER (& PARET) | SNOW SCOOT (saddleless) | SNOW TROTINET | BIKESKI (with seat) | SLED DOGS | SNOWSKATE | 2 PEOPLE PER EQUIPMENT |
|---|--|--|--|---|--|---|---|--|---|---|
|  |  |  |  |  |  |  |  |  |  |  |
| Prohibited on ski slopes by municipal by-law. Authorised only on specially adapted routes. | Conditions : - equipment approved by Commission for the approval of sit-ski equipment. - equipment used in accordance with the general and specific rules set out by this committee. | Prohibited on ski slopes by municipal by-law. Conditions: - Held on a lead on pedestrian routes. - Does not compromise safety during transport. | Prohibited on ski slopes by municipal by-law. *Authorised on pedestrian routes only if sledge = pushchair for transporting young children. | Prohibited on ski slopes by municipal by-law. | Prohibited on the Rochebrune slopes by municipal by-law. Conditions: Machine must be fitted with a braking system or be connected to its user. | Interdit sur les pistes de ski par arrêté municipal. | Prohibited on ski slopes by municipal by-law. | Sled Dogs = small skates under boots. Considered a NORMAL gliding device, and therefore authorised in the same way as skis, snowboards, etc. | Prohibited on ski slopes by municipal by-law. | 1 adult + 1 child Prohibition or authorisation stipulated in the police regulations for each ski lift. |

ROCHEBRUNE AREA

| | | | | | | | | | | |
|---|--|---|---|---|-----------------------------|-------------------------------|--|---|--|---|
|  ROCHARBOIS CABLE CAR |  |  |  |  | | Authorised if > Mont d'Arbois | |  | | Not concerned |
|  ROCHEBRUNE CABLE CAR |  |  |  | Authorised* for access to Villaoe des Lutins | | | |  | | Not concerned |
|  CABOCHE GONDOLA |  |  |  | Authorised* for access to Villaoe des Lutins | | | |  | | Not concerned |
|  CHAMOIS GONDOLA |  | |  |  | | Authorised if > Mont d'Arbois | |  | | Not concerned |
|  ALPETTE CHAIR LIFT |  Way up |  | | | | | |  | | Not concerned |
|  PETITE FONTAINE CHAIR LIFT |  |  | | | | | |  | | Not concerned |
|  COTE 2000 CHAIR LIFT | |  | | | | | |  | | Not concerned |
|  RADAZ CHAIR LIFT | |  | | | | | |  | | Not concerned |
|  JARDIN CHAIR LIFT | |  | | | | | |  | | Not concerned |
|  GRANDS CHAMPS CHAIR LIFT | |  | | | | | |  | | Not concerned |
|  PETIT ROCHEBRUNE CHAIR LIFT | |  | | Event sledging evening only | Event sledging evening only | | |  | | Not concerned |
|  CABOCHON SKI LIFT | |  | | | | | |  | |  |
|  ROCHEFORT SKI LIFT | |  | | | | | |  | | |
|  LANCHETTES SKI LIFT | |  | | | | | |  | | |
|  TOUR SKI LIFT | |  | | | | | |  | | |
|  MOUTELY SKI LIFT | |  | | | | | |  | |  |
|  VILLAGE SKI LIFT | |  | | | | | |  | |  |
|  LADY CONVEYOR |  Prohibited on slopes |  | | | | | |  | | Not concerned |
|  SCHUSS CONVEYOR |  Prohibited on slopes |  | |  | | | |  | | Not concerned |

MONT D'ARBOIS AREA

| | | | | | | | | | | |
|---|--|---|---|-----------------------------------|-----------------------------|---|--|---|--|---|
|  MONT D'ARBOIS GONDOLA |  |  |  | Authorised* if sledge = pushchair | |  | |  | | Not concerned |
|  PRINCESSE GONDOLA |  |  |  | Authorised* if sledge = pushchair | |  | |  | | Not concerned |
|  IDEAL CHAIR LIFT | |  | | | |  | |  | | Not concerned |
|  ETUDIANTS SKI LIFT | |  | | | | | |  | | |
|  GRAND VORASSET SKI LIFT | |  | | | | | |  | | |
|  PETIT VORASSET SKI LIFT | |  | | | | | |  | | |
|  LA CRY SKI LIFT | |  | | | |  | | | | |
|  DEBUTANTS SKI LIFT | |  | | | |  | |  | |  |
|  PETIT BOIS SKI LIFT | |  | | | |  | |  | |  |
|  MANDARINES SKI LIFT | |  | | | |  | |  | |  |
|  JARDINEIGE CONVEYOR |  Prohibited on slopes |  | | Event sledging evening only | Event sledging evening only |  | |  | | Not concerned |
|  OURSON CONVEYOR |  Prohibited on slopes |  | | | | | |  | | Not concerned |
|  SLEDGE LAUGE | - Only people with a special ticket are allowed to use the sledge run. - Only sledges provided by Megève Domaine Skiable are permitted from the intermediate station to the top station of the Princesse gondola. | | | | | | | | | |

References: Municipal by-laws and facility police regulations.

Release 13/02/2025